




MANUFACTURING

Since 1986



**QUALITY COMPONENTS FOR
FIRE SPRINKLER SYSTEMS**

PRODUCT CATALOG

www.agfmfg.com

AGFU

AGFUniversity

Free Fire Sprinkler Products Training

Virtual Training

Customized Webinars

of any length for groups, chapter meetings, & more

Virtual Lunch & Learns

(lunch provided by AGF via GrubHub!)

On-Demand Training Portal

Flash Training

15-minute training on a single product

In-Person Training

Custom Training

of any length at your chapter location

Short Lunch & Learn

at your office or other location

Customized Hands-On Training

at our training center in Exton, PA with multiple manufacturers represented

Course Topics

- Corrosion monitoring & prevention
 - Freeze Protection
- NFPA 13 (2016) changes on corrosion & air vents
 - Nitrogen systems
- Dry system freeze protection
- Preventative maintenance
 - Best practices
- Product specifications
- General AGF overview
 - And more!



NICET credit for any course 45 minutes +

CEUs Available



ICC credit for air venting course (60 minutes)



CAL FIRE credit for air venting course (60 minutes)

www.agfmfg.com/agfu



AGF Manufacturing

100 Quaker Lane • Malvern, PA 19355

Phone: 610-240-4900

techsupport@agfmfg.com

www.agfmfg.com

Since our founding, AGF Manufacturing has been committed to providing a unique line of products for the fire sprinkler industry. We strive to maintain a close working relationship with our customers in order to meet the ever increasing demands of our industry. Over the years, this has helped us introduce many innovative products designed to meet a wide variety of needs. In filling these needs, we have built a strong reputation for providing the best products backed by an unwavering commitment to customer satisfaction. We continually work in the field to improve existing products, as well as invent new items.

At AGF, our mission is to design and manufacture unique products that engineers, architects, and sprinkler system designers can specify with confidence based on a proven record of reliability and fiscal accountability, and that make the contractor's job more efficient and competitive by providing cost-effective labor savings.

AGF TEST_{AND}DRAIN valves are manufactured to the highest quality and meets or exceeds ISO 9002 standards. Our valves are approved by Underwriters Laboratories and FM Approvals, LLC. This commitment to quality enhances product reliability and end user satisfaction.

Table of Contents

TEST_{AND}DRAIN®

1011 with Pressure Relief A-Kit.....	4
1011 with Pressure Relief T-Kit.....	4
2511 with Pressure Relief A-Kit.....	5
2511 with Pressure Relief T-Kit.....	5
1000.....	6
2500.....	6

REMOTE_{TEST}®

1200.....	7
1211.....	7

DRAIN_{AND}TEST®

1500.....	8
-----------	---

INSPECTOR_{TEST}®

3011.....	8
-----------	---

Pressure Relief Valves

7000L.....	10
7200L.....	10
5300PRV.....	10

RISER_{PACK}®

NFPA 13 Commerical

8000.....	12
8011.....	13
8011 Ultimate Riser with Butterfly, Check Valve, & Drain Line.....	15
8011 Ultimate Riser with Butterfly Valve & Drain Line.....	16
8011 Ultimate Riser with Check Valve & Drain Line.....	17
8511 with Hose Valve.....	18
8611 Corner Mount Riser.....	19
8611 Ultimate Corner Mount Riser Drain Left - BFVCKV.....	20
8611 Ultimate Corner Mount Riser Drain Right - BFVCKV.....	21
8611 Ultimate Corner Mount Riser Drain Left - BFV.....	22
8611 Ultimate Corner Mount Riser Drain Right - BFV.....	23
8611 Ultimate Corner Mount Riser Drain Left - CKV.....	24
8611 Ultimate Corner Mount Riser Drain Right - CKV.....	25

NFPA 13R Residential

8000 for 13R Systems.....	26
8011 for 13R Systems Requiring Pressure Relief.....	26

NFPA 13D Residential Dwelling

8000 for 13D Systems.....	27
8011 for 13D Systems Requiring Pressure Relief.....	27

PURGE_{VENT}™

7910MAV.....	28
7900AAV.....	28
7930ECA.....	28
7940BLE.....	28
7950ILV.....	28
7920AI.....	29
7925VI.....	29
<i>Validator</i> Air Vent Test Kit.....	28

CORR_{IN}SITE™

770.....	29
7700.....	29
7800.....	29

AGF_{Connect}™

Sensor.....	30
Site Survey Tester.....	30
Gateway.....	30
Industrial Gateway.....	30

COLLECT_{AND}DRAIN®

5900 Flood Eliminator.....	31
5100ALBV Water Detector.....	31
5506 Auxiliary Drain Ball Valve.....	31
5300 Series.....	31
5200 Series.....	31
5100 Series.....	31
5400 Series.....	32
5450 Series.....	33
5500 Series.....	34

TEST_{AND}SAVE™

Water Conservation System.....	35
--------------------------------	----

Accessories

Inline Check Valve.....	25
Mounting Bracket.....	25

Pressure Gauges

7500.....	11
7550 SMART _{GAUGE} ™.....	11
7600 3-Way Test Valve.....	11

Kits

TEST _{AND} DRAIN® Locking Plate Kits.....	7
TEST _{AND} DRAIN® Pressure Relief Valve Trim Kits.....	9
TEST _{AND} DRAIN® Valve Repair Kits.....	9
RISER _{PACK} ® Ultimate Kit Components.....	14
RISER _{PACK} ® Ultimate Kit Drain Lines.....	14



Look for the BABAA logo for all products that comply with the Build America Buy America Act.

TEST_{AND}DRAIN[®]

System Test and Express Drain Valves

Model 1011 Pictures show valves with Field Assembled Accessories



with A Kit


Pressure Relief Valve with Drain Trim

Provides the test and express drain functions for wet pipe fire sprinkler systems. Includes a Model 7000L pressure relief valve (175 PSI) with drain trim; other PSI ratings are available (200, 225, or 300). The Model 7000L can be temporarily closed during hydrostatic testing so it doesn't have to be removed from the system.

- Cast Bronze Valve Body
- Thread x Thread (NPT) Connections
- Includes Pressure Relief Valve with Drain Trim
- British Standard Pipe Thread (BSPT) Available

Orifice Size		Part Number				
K-Factor	Fractional	3/4"	1"	1¼"	1½"	2"
2.8	3/8"	200A	210A	220A	230A	240A
4.2	7/16"	201A	211A	221A	231A	241A
5.6	1/2"	202A	212A*	222A*	232A	242A**
8.0	17/32"	203A	213A	223A	233A	243A
11.2 (ELO)	5/8"	204A	214A	224A	234A	244A
14.0 (ESFR)	3/4"	N/A	N/A	225A	235A	245A
25.2	-	N/A	N/A	N/A	236A	246A

*Case quantity 10 • **Case quantity 6



with T Kit

Pressure Relief Valve with Drain Trim, 3-Way Test Valve, and Pressure Gauge

Includes a Model 7000L pressure relief valve (175 PSI) with drain trim; other PSI ratings are available (200, 225, or 300), a Model 7600 3-way test valve, and a Model 7500 pressure gauge. The Model 7000L can be temporarily closed during hydrostatic testing so it doesn't have to be removed from the system.

- Thread x Thread (NPT) Connections
- Pressure Relief Valve with Drain Trim, 3-Way Universal Gauge Valve, and Pressure Gauge
- British Standard Pipe Thread (BSPT) Available

Orifice Size		Part Number				
K-Factor	Fractional	3/4"	1"	1¼"	1½"	2"
2.8	3/8"	200T	210T	220T	230T	240T
4.2	7/16"	201T	211T	221T	231T	241T
5.6	1/2"	202T	212T	222T	232T	242T
8.0	17/32"	203T	213T	223T	233T	243T
11.2 (ELO)	5/8"	204T	214T	224T	234T	244T
14.0 (ESFR)	3/4"	N/A	N/A	225T	235T	245T
25.2	-	N/A	N/A	N/A	236T	246T

Pictures above show valves with Field Assembled Accessories


NOTE: NFPA 13 Standard (2010 or more recent) requires a pressure relief valve on all wet pipe fire sprinkler systems. TEST_{AND}DRAIN valves with an added pressure relief valve are an efficient way to meet code requirements. Refer to page 10 of this booklet or www.agfmfg.com for important information regarding pressure relief valve operating characteristics and how to choose the correct pressure rating for a specific application.

TEST_{AND}DRAIN[®]

System Test and Express Drain Valves

Model 2511

Pictures show valves with Field Assembled Accessories




with A Kit

Pressure Relief Valve with Drain Trim

Features an alternative handle location for installation flexibility. Includes a Model 7000L pressure relief valve (175 PSI) with drain trim; other PSI ratings are available (200, 225, or 300). The Model 7000L can be temporarily closed during hydrostatic testing so it doesn't have to be removed from the system.

- Cast Bronze Valve Body
- Thread or Groove Connections
- Includes Pressure Relief Valve with Drain Trim

Orifice Size		Part Number				
K-Factor	Fractional	1"		1¼"		2"
		Thread	Groove	Thread	Groove	Groove
2.8	3/8"	406A-0	406GA-0	407A-0	407GA-0	409GA-0
4.2	7/16"	406A-1	406GA-1	407A-1	407GA-1	409GA-1
5.6	1/2"	406A-2	406GA-2	407A-2	407GA-2	409GA-2
8.0	17/32"	406A-3	406GA-3	407A-3	407GA-3	409GA-3
11.2 (ELO)	5/8"	406A-4	406GA-4	407A-4	407GA-4	409GA-4
14.0 (ESFR)	3/4"	N/A	N/A	407A-5	407GA-5	409GA-5
25.2	-	N/A	N/A	N/A	N/A	409GA-6



with T Kit

Pressure Relief Valve with Drain Trim, 3-Way Test Valve, and Pressure Gauge

Includes a Model 7000L pressure relief valve (175 PSI) with drain trim; other PSI ratings are available (200, 225, or 300), a Model 7600 3-way test valve, and a Model 7500 pressure gauge. The Model 7000L can be temporarily closed during hydrostatic testing so it doesn't have to be removed from the system.

- Cast Bronze Valve Body
- Thread or Groove Connections
- Pressure Relief Valve with Drain Trim, 3-Way Test Valve, and Pressure Gauge

Orifice Size		Part Number				
K-Factor	Fractional	1"		1¼"		2"
		Thread	Groove	Thread	Groove	Groove
2.8	3/8"	406T-0	406GT-0	407T-0	407GT-0	409GT-0
4.2	7/16"	406T-1	406GT-1	407T-1	407GT-1	409GT-1
5.6	1/2"	406T-2	406GT-2	407T-2	407GT-2	409GT-2
8.0	17/32"	406T-3	406GT-3	407T-3	407GT-3	409GT-3
11.2 (ELO)	5/8"	406T-4	406GT-4	407T-4	407GT-4	409GT-4
14.0 (ESFR)	3/4"	N/A	N/A	407T-5	407GT-5	409GT-5
25.2	-	N/A	N/A	N/A	N/A	409GT-6


Pictures above show valves with Field Assembled Accessories

NOTE: NFPA 13 Standard (2010 or more recent) requires a pressure relief valve on all wet pipe fire sprinkler systems. TEST_{AND}DRAIN valves with an added pressure relief valve are an efficient way to meet code requirements. Refer to page 10 of this booklet or www.agfmfg.com for important information regarding pressure relief valve operating characteristics and how to choose the correct pressure rating for a specific application.

TEST_{AN}DRAIN[®]

System Test and Express Drain Valves

Model 1000



Provides the test and express drain functions for wet pipe fire sprinkler systems.


- Cast Bronze Valve Body
- Thread x Thread (NPT) Connections
- British Standard Pipe Thread (BSPT) Available

NOTE: NFPA 13 Standard (2010 or more recent) requires a pressure relief valve on all wet pipe fire sprinkler systems. AGF recommends our TEST_{AN}DRAIN valves with pressure relief to meet code requirements (see page 4).

Orifice Size		Part Number				
		3/4"	1"	1¼"	1½"	2"
K-Factor	Fractional					
2.8	3/8"	100	110	120	130	140
4.2	7/16"	101	111	121	131	141
5.6	1/2"	102	112*	122*	132	142**
8.0	17/32"	103	113	123	133	143
11.2 (ELO)	5/8"	104	114	124	134	144
14.0 (ESFR)	3/4"	N/A	N/A	125	135	145
25.2	-	N/A	N/A	N/A	136	146

*Case quantity 10 • **Case quantity 6

Model 2500



Provides the test and express drain functions for wet pipe fire sprinkler systems. Features an alternative handle location for installation flexibility.

- Cast Bronze Valve Body
- Thread or Groove Connections

NOTE: NFPA 13 Standard (2010 or more recent) requires a pressure relief valve on all wet pipe fire sprinkler systems. AGF recommends our TEST_{AN}DRAIN valves with pressure relief to meet code requirements (see page 4).

Orifice Size		Part Number				
		1"		1¼"		2"
K-Factor	Fractional	Thread	Groove	Thread	Groove	Groove
2.8	3/8"	406-0	406G-0	407-0	407G-0	409G-0
4.2	7/16"	406-1	406G-1	407-1	407G-1	409G-1
5.6	1/2"	406-2	406G-2	407-2	407G-2	409G-2
8.0	17/32"	406-3	406G-3	407-3	407G-3	409G-3
11.2 (ELO)	5/8"	406-4	406G-4	407-4	407G-4	409G-4
14.0 (ESFR)	3/4"	N/A	N/A	407-5	407G-5	409G-5
25.2	-	N/A	N/A	N/A	N/A	409G-6

REMOTE TEST®

Remote Operated System Test and Express Drain Valves

Model 1211



The REMOTE TEST Model 1211 is a remotely operated inspector's test and drain valve designed to integrate into a fire panel or BMS and allow one person to activate each specific system or group of systems from one central location when performing the inspector's test. Includes a Model 7000L pressure relief valve (175 PSI) with drain trim; other PSI ratings are available (200, 225, or 300). The Model 7000L can be temporarily closed during hydrostatic testing so it doesn't have to be removed from the system.

- Remote Operation
- Standard Orifice Size K5.6 (Other Orifice Sizes Available)
- Includes Drain Loop and Pressure Relief Valve with Check Valve

Part Number			
Volt	1"	1¼"	2"
24V	271-350	273-350	275-350
110V	271-351	273-351	275-351

Model 1200



The REMOTE TEST Model 1200 is a remotely operated inspector's test and drain valve designed to integrate into a fire panel or BMS and allow one person to activate each specific system or group of systems from one central location when performing the inspector's test.

- Remote Operation
- Standard Orifice Size K5.6 (Other Orifice Sizes Available)
- Includes Drain Loop

Part Number			
Volt	1"	1¼"	2"
24V	270-350	272-350	274-350
110V	270-351	272-351	274-351

NOTE: NFPA 13 Standard (2010 or more recent) requires a pressure relief valve on all wet pipe fire sprinkler systems. REMOTE TEST valves with pressure relief are an efficient way to meet code requirements. Refer to page 10 of this booklet or www.agfmfg.com for important information regarding pressure relief valve operating characteristics and how to choose the correct pressure rating for a specific application.

TESTANDRAIN®

REMOTE TEST®

RISERPACK®

Locking Plate Kits



AGF locking plate kits provide protection for TESTANDRAIN Models 1000, 2500, 1011, and 2511; REMOTE TEST Models 1200 and 1211; and Commercial RISERPACK Models 8011 and 8611 (size the locking kit to the TESTANDRAIN model on your RISERPACK).

¾", 1", and 1¼"	1½" and 2"
870-100	870-200

DRAIN_{AN}TEST[®]

Main Drain Alarm and Test Valve

Model 1500



The DRAIN_{AN}TEST Model 1500 is a main drain alarm and test valve with an iron body that uses British Standard Pipe Thread (BSPT).

- Iron Body
- British Standard Pipe Thread
- Can be ordered as a Model 1511 with a 262 Pressure Relief Kit

Part Number		
Orifice Size		2"
K-Factor	Fractional	
2.8	3/8"	290
4.2	7/16"	291
5.6	1/2"	292
8.0	17/32"	293
11.2 (ELO)	5/8"	294
14.0 (ESFR)	3/4"	295
25.2	-	296

INSPECTORSTEST[™]

Inspector's Test Valves

Model 3011

Pictures show valves with Field Assembled Accessories

- 1" Bronze Test Valve



- 1" Bronze Test Valve
- Pressure Relief Valve with Drain
- Includes Sight Glass



- 1" Bronze Test Valve
- Includes Sight Glass



Part Number				
Orifice Size		3011 Ball Valve	3011 with Pressure Relief Valve	3011 with Sight Glass
K-Factor	Fractional			
2.8	3/8"	300BV	300A	300SG
4.2	7/16"	301BV	301A	301SG
5.6	1/2"	302BV	302A*	302SG
8.0	17/32"	303BV	303A	303SG
11.2 (ELO)	5/8"	304BV	304A	304SG

*Case quantity 10

Sight Glass - 310	3011 Pressure Relief Kit - 306
-------------------	--------------------------------

NOTE: NFPA 13 Standard (2010 or more recent) requires a pressure relief valve on all wet pipe fire sprinkler systems. AGF recommends our INSPECTORSTEST assemblies with pressure relief to meet code requirements. Assemblies with pressure relief include a Model 7000L relief valve (175 PSI) that can be locked out for hydrostatic testing; other PSI ratings are available (200, 225, or 300). Refer to page 10 of this booklet or www.agfmfg.com for important information regarding pressure relief valve operating characteristics and how to choose the correct pressure rating for a specific application.

TEST_{AND}DRAIN[®]

Pressure Relief Trim Kits

Model 1011/2511

Standard A-Kit Includes: Model 7000L pressure relief valve (175 PSI); other PSI ratings are available (200, 225, or 300), bypass tube, barbed elbows (2), and hose clamps (2). Refer to page 10 of this booklet or www.agfmfg.com for important information regarding pressure relief valve operating characteristics and how to choose the correct pressure rating for a specific application.

Standard T-Kit Includes: Model 7000L pressure relief valve (175 PSI); other PSI ratings are available (200, 225, or 300), Model 7500 pressure gauge, Model 7600 3-way universal gauge valve, tee, plug, nipples, bypass tube, barbed elbows (2), and hose clamps (2). Refer to page 10 of this booklet or www.agfmfg.com for important information regarding pressure relief valve operating characteristics and how to choose the correct pressure rating for a specific application.



A-Kit



T-Kit

Size	A-Kit					T-Kit				
	¾"	1"	1¼"	1½"	2"	¾"	1"	1¼"	1½"	2"
Model	1011	1011/2511	1011/2511	1011	1011/2511	1011	1011/2511	1011/2511	1011	1011/2511
Item ID	260	260	261	262	262	263	263	264	265	265

TEST_{AND}DRAIN[®]

REMOTE_{TEST}[®]

DRAIN_{AN}TEST[®]

Valve Repair Kits

Model 1000/1011/1200/1500/2500/2511

Repair kits are available for all TEST_{AND}DRAIN models (1000, 1011, 2500, and 2511), REMOTE_{TEST} models (1200 and 1211), and DRAIN_{AN}TEST models (1500). Repair kits include: adapter gasket (1), replacement ball (1), valve seats (2), stem packaging (1), and stem washer (1).



Models		1000/1011/1200			2500/2511		2500/2511/1500
Orifice Size		¾" & 1"	1¼"	1½" & 2"	1"	1¼"	2"
K-Factor	Fractional						
2.8	3/8"	9700A	9710A	9730A	9741A	9750A	9760A
4.2	7/16"	9701A	9711A	9731A	9742A	9751A	9761A
5.6	1/2"	9702A	9712A	9732A	9743A	9752A	9762A
8.0	17/32"	9703A	9713A	9733A	9744A	9753A	9763A
11.2 (ELO)	5/8"	9704A	9714A	9734A	9745A	9754A	9764A
14.0 (ESFR)	3/4"	-	9715A	9735A	-	9755A	9765A
25.2	-	-	-	9736A	-	-	9766A

Pressure Relief Valves

OPERATING CHARACTERISTICS

UL and FM standards for sprinkler system pressure relief valves require relief valves to operate within a range of their ratings. FM requires a relief valve to OPEN at a pressure no less than 85% of their rating and UL requires OPENING at a pressure no greater than 105% of their rating. Both standards require the relief valves to CLOSE within a percentage below OPEN. Choose the relief valve comparing static pressure to 90% of the relief valve's rating to determine the estimated minimum OPENING and 80% of the relief valve's rating for approximate maximum CLOSING. The relief valve should be installed where it is easily accessible for maintenance. Care should be taken that the relief valve CANNOT be isolated from the system when the system is operational. A relief valve should NEVER have a shutoff valve or a plug downstream of its outlet.

with Lock-Out for Hydrostatic Testing

Model 7000L

1/2" Pressure Relief Valve

- Lock-Close Function for Hydrotesting
- Flush Function



Model 7200L

3/4" Pressure Relief Valve

- Lock-Close Function for Hydrotesting
- Flush Function



7000L		
Size	PSI Rating	Part No.
1/2"	175	620-175
	200	620-200
	225	620-225
	300	620-300

7200L		
Size	PSI Rating	Part No.
3/4"	175	623-175

Field-Adjustable

Model 5300PRV

Adjustable Pressure Relief Valve

- Adjustable up to 250 PSI
- Tee Handle can be Removed to Prevent Tampering



5300PRV		
Size	PSI Rating	Part No.
1/2"	Adjustable	604

Pressure Gauges

Model 7500

The AGF Model 7500 pressure gauge is a 4" FM Approved and UL Listed pressure gauge designed for use on wet fire sprinkler systems. The Model 7500 meets the requirements specified in NFPA 13.



7500	
Part No.	Description
650	4" Pressure Gauge

SMARTGAUGE Model 7550

The AGF Model 7550 SMARTGAUGE is a 4" pressure gauge with an integral drag pointer designed to record system pressure spikes caused by municipal water supplies or pumps that are not operating correctly. The Model 7550 can be installed temporarily or permanently to record wet system pressure spikes so pressure relief valves can be sized correctly. On dry systems the Model 7550 can be used to confirm municipal water supply pressures so dry valves will not be overpowered by system wide pressure increases during periods of low demand. The Model 7550 is also a valuable addition to hydrostatic test assemblies because of its ability to record the highest pressure during system testing.



with Case

SMARTGAUGE 7550	
Part No.	Description
656	SMARTGAUGE
655	SMARTGAUGE w/ Case

3-Way Test Valve

Model 7600

The Model 7600 is a UL Listed, 1/4" 3-way test valve designed to connect the pressure gauge to the sprinkler system. The Model 7600 has been designed to meet NFPA 13 System Attachments stating: "...each gauge shall be equipped with a shutoff valve and provision for drainage." The Model 7600 3-way universal gauge valve is sold separately.



7600	
Part No.	Description
660UA	1/4" 3-Way Universal Gauge Valve

RISERPACK®

Commercial Riser Assemblies NFPA 13



Model 8000

Commercial riser assemblies feature a cast bronze manifold (1¼"-2") or steel manifold (2"-8"), 4" Model 7500 pressure gauge, 3-way universal gauge valve, TEST_{AND}DRAIN valve, and a waterflow alarm switch with retard.

NOTE: NFPA 13 Standard (2010 or more recent) requires a pressure relief valve on all wet pipe fire sprinkler systems. AGF recommends our RiserPACK assemblies with pressure relief (Model 8011) to meet code requirements.

Bronze Manifold


- TEST_{AND}DRAIN Model 2500
- Horizontal or Vertical Installation



Orifice Size		Part Number					
K-Factor	Fractional	1¼"	1½"		2"		
		Thread	Thread	Groove	Thread	Thd x Grv	Groove
2.8	3/8"	8310A	8320A	8330A	8340A	8345A	8350A
4.2	7/16"	8311A	8321A	8331A	8341A	8346A	8351A
5.6	1/2"	8312A	8322A	8332A	8342A	8347A	8352A
8.0	17/32"	8313A	8323A	8333A	8343A	8348A	8353A
11.2 (ELO)	5/8"	8314A	8324A	8334A	8344A	8349A	8354A

Steel Manifold

- Schedule 10
- Rolled Grooves
- 2"-3" use TEST_{AND}DRAIN Model 2500 (Thd x Thd)
- 4"-8" use TEST_{AND}DRAIN Model 2500 (Grv x Grv)
- Horizontal or Vertical Installation
- Optional Schedule 40 with Cut Groove



Orifice Size		Part Number					
K-Factor	Fractional	2"	2½"	3"	4"	6"	8"
		2.8	3/8"	8355A	8360A	8370A	8380A
4.2	7/16"	8356A	8361A	8371A	8381A	8391A	8398A-42
5.6	1/2"	8357A	8362A	8372A	8382A	8392A	8398A-56
8.0	17/32"	8358A	8363A	8373A	8383A	8393A	8398A-80
11.2 (ELO)	5/8"	8359A	8364A	8374A	8384A	8394A	8398A-112
14.0 (ESFR)	3/4"	N/A	8365A	8375A	8385A	8395A	8398A-140
25.2	-	N/A	N/A	N/A	8386A	8396A	8398A-252

RISERPACK®

Commercial Riser Assemblies NFPA 13 with Pressure Relief

Model 8011


Commercial riser assemblies feature a cast bronze manifold (1¼"-2") or steel manifold (2"-8"), 4" Model 7500 pressure gauge, 3-way universal gauge valve, TEST_{AND}DRAIN valve, waterflow alarm switch with retard, and a Model 7000L pressure relief valve (175 PSI) with drain trim; other PSI ratings are available (200, 225, or 300). The Model 7000L can be temporarily closed during hydrostatic testing so it doesn't have to be removed from the system. Refer to page 10 of this booklet or www.agfmfg.com for important information regarding pressure relief valve operating characteristics and how to choose the correct pressure rating for a specific application.

Bronze Manifold

- TEST_{AND}DRAIN Model 2511
- Includes Pressure Relief Valve with Drain Trim
- Horizontal or Vertical Installation



Thd x Thd



Thd x Grv



Grv x Grv

Orifice Size		Part Number					
K-Factor	Fractional	1¼"	1½"		2"		
		Thread	Thread	Groove	Thread	Thd x Grv	Groove
2.8	3/8"	8410A	8420A	8430A	8440A	8445A	8450A
4.2	7/16"	8411A	8421A	8431A	8441A	8446A	8451A
5.6	1/2"	8412A	8422A	8432A	8442A	8447A	8452A
8.0	17/32"	8413A	8423A	8433A	8443A	8448A	8453A
11.2 (ELO)	5/8"	8414A	8424A	8434A	8444A	8449A	8454A

Steel Manifold

- Schedule 10
- Rolled Grooves
- 2"-3" uses TEST_{AND}DRAIN Model 2511 (Thd x Thd)
- 4"-8" uses TEST_{AND}DRAIN Model 2511 (Grv x Grv)
- Includes Pressure Relief Valve with Drain Trim
- Horizontal or Vertical Installation
- Optional Schedule 40 with Cut Groove



Orifice Size		Part Number					
K-Factor	Fractional	2"	2½"	3"	4"	6"	8"
		2.8	3/8"	8455A	8460A	8470A	8480A
4.2	7/16"	8456A	8461A	8471A	8481A	8491A	8498A-42
5.6	1/2"	8457A	8462A	8472A	8482A	8492A	8498A-56
8.0	17/32"	8458A	8463A	8473A	8483A	8493A	8498A-80
11.2 (ELO)	5/8"	8459A	8464A	8474A	8484A	8494A	8498A-112
14.0 (ESFR)	3/4"	N/A	8465A	8475A	8485A	8495A	8498A-140
25.2	-	N/A	N/A	N/A	8486A	8496A	8498A-252


RISERPACK®

Ultimate Riser Components for Model 8011 and 8611

Ultimate Riser Kits are floor control add-ons for RiserPACK Model 8000, 8011, and 8611 (commercial steel risers only). Ultimate Kits give you the option of adding a butterfly valve, check valve, or butterfly valve and check valve upgrade to your RiserPACK (Ultimate Kits fit both schedule 10 and schedule 40 manifolds). They make floor control installations easier, faster, and more compact. All Ultimate RiserPACK components are UL listed and FM approved.

Butterfly Valve Kit


Kit Includes: Butterfly Valve and Grooved Coupling



BFV Kit
Part No.
BFV-20
BFV-25
BFV-30
BFV-40
BFV-60
BFV-80
DOMESTIC
BFV-20-USA
BFV-25-USA
BFV-30-USA
BFV-40-USA
BFV-60-USA
BFV-80-USA

Check Valve Kit


Kit Includes: Check Valve and Grooved Coupling



CKV Kit
Part No.
CKV-20
CKV-25
CKV-30
CKV-40
CKV-60
CKV-80
DOMESTIC
CKV-20-USA
CKV-25-USA
CKV-30-USA
CKV-40-USA
CKV-60-USA
CKV-80-USA

Butterfly and Check Valve Kit

Kit Includes: Butterfly Valve, Check Valve, and 2 Grooved Couplings



BFVCKV Kit
Part No.
BFVCKV-20
BFVCKV-25
BFVCKV-30
BFVCKV-40
BFVCKV-60
BFVCKV-80
DOMESTIC
BFVCKV-20-USA
BFVCKV-25-USA
BFVCKV-30-USA
BFVCKV-40-USA
BFVCKV-60-USA
BFVCKV-80-USA

Drain lines are matched to the TEST_{AND}DRAIN valve on the RiserPACK manifold. *Domestic drain lines are BABAA compliant.*

FDL-100

Kit Includes: 1" x 32" Male NPT x Male NPT Drain Line and 1 Union.
Fits 2" RiserPACK Sizes.



FDL-100 Kit
Part No.
FDL-100
DOMESTIC
FDL-100-USA

FDL-125

Kit Includes: 1¼" x 36" Male NPT x Groove Drain Line and 1 Coupling.
Fits 2½" & 3" RiserPACK Sizes.



FDL-125 Kit
Part No.
FDL-125
DOMESTIC
FDL-125

FDL-200

Kit Includes: 2" x 48" Groove x Groove Drain Line and 2 Couplings.
Fits 4", 6", & 8" RiserPACK Sizes.



FDL-200 Kit
Part No.
FDL-200
DOMESTIC
FDL-200


RISERPACK®

Ultimate Riser Assemblies NFPA 13 with Pressure Relief

Model 8011 with Butterfly Valve, Check Valve, and Drain Line

Ultimate riser assemblies feature a steel manifold (2"-8"), butterfly valve or check valve (or both), 4" Model 7500 pressure gauge, 3-way test valve, TESTANDRAIN Model 2511 with drain line, waterflow alarm switch with retard, and a Model 7000L pressure relief valve (175 PSI) with drain trim; other PSI ratings are available (200, 225, or 300). The Model 7000L can be temporarily closed during hydrostatic testing so it doesn't have to be removed from the system. Refer to page 10 of this booklet or www.agfmfg.com for important information regarding pressure relief valve operating characteristics and how to choose the correct pressure rating for a specific application.

- Schedule 10
- Rolled Grooves
- Butterfly Valve
- Check Valve
- 2"-3" uses Model 2511 (Thd x Thd)
- 4"-8" uses Model 2511 (Grv x Grv)
- Flexible Stainless Steel Drain Line
- Includes Pressure Relief Valve with Drain Trim
- Horizontal or Vertical Installation
- Optional Schedule 40 with Cut Groove



Orifice Size		Part Number					
K-Factor	Fractional	2"	2½"	3"	4"	6"	8"
2.8	3/8"	8457ABCD28	8462ABCD28	8472ABCD28	8482ABCD28	8492ABCD28	8498ABCD28
4.2	7/16"	8457ABCD42	8462ABCD42	8472ABCD42	8482ABCD42	8492ABCD42	8498ABCD42
5.6	1/2"	8457ABCD56	8462ABCD56	8472ABCD56	8482ABCD56	8492ABCD56	8498ABCD56
8.0	17/32"	8457ABCD80	8462ABCD80	8472ABCD80	8482ABCD80	8492ABCD80	8498ABCD80
11.2 (ELO)	5/8"	8457ABCD11	8462ABCD11	8472ABCD11	8482ABCD11	8492ABCD11	8498ABCD11
14.0 (ESFR)	3/4"	N/A	8462ABCD14	8472ABCD14	8482ABCD14	8492ABCD14	8498ABCD14
25.2	-	N/A	N/A	N/A	8482ABCD25	8492ABCD25	8498ABCD25

Orifice Size		DOMESTIC Part Number					
K-Factor	Fractional	2"	2½"	3"	4"	6"	8"
2.8	3/8"	8457ABCD28-USA	8462ABCD28-USA	8472ABCD28-USA	8482ABCD28-USA	8492ABCD28-USA	8498ABCD28-USA
4.2	7/16"	8457ABCD42-USA	8462ABCD42-USA	8472ABCD42-USA	8482ABCD42-USA	8492ABCD42-USA	8498ABCD42-USA
5.6	1/2"	8457ABCD56-USA	8462ABCD56-USA	8472ABCD56-USA	8482ABCD56-USA	8492ABCD56-USA	8498ABCD56-USA
8.0	17/32"	8457ABCD80-USA	8462ABCD80-USA	8472ABCD80-USA	8482ABCD80-USA	8492ABCD80-USA	8498ABCD80-USA
11.2 (ELO)	5/8"	8457ABCD11-USA	8462ABCD11-USA	8472ABCD11-USA	8482ABCD11-USA	8492ABCD11-USA	8498ABCD11-USA
14.0 (ESFR)	3/4"	N/A	8462ABCD14-USA	8472ABCD14-USA	8482ABCD14-USA	8492ABCD14-USA	8498ABCD14-USA
25.2	-	N/A	N/A	N/A	8482ABCD25-USA	8492ABCD25-USA	8498ABCD25-USA

RISERPACK[®]

Ultimate Riser Assemblies NFPA 13 with Pressure Relief

Model 8011 with Butterfly Valve and Drain Line

Ultimate riser assemblies feature a steel manifold (2"-8"), butterfly valve or check valve (or both), 4" Model 7500 pressure gauge, 3-way test valve, TESTANDRAIN Model 2511 with drain line, waterflow alarm switch with retard, and a Model 7000L pressure relief valve (175 PSI) with drain trim; other PSI ratings are available (200, 225, or 300). The Model 7000L can be temporarily closed during hydrostatic testing so it doesn't have to be removed from the system. Refer to page 10 of this booklet or www.agfmfg.com for important information regarding pressure relief valve operating characteristics and how to choose the correct pressure rating for a specific application.

- Schedule 10
- Rolled Grooves
- Butterfly Valve
- 2"-3" uses Model 2511 (Thd x Thd)
- 4"-8" uses Model 2511 (Grv x Grv)
- Flexible Stainless Steel Drain Line
- Includes Pressure Relief Valve with Drain Trim
- Horizontal or Vertical Installation
- Optional Schedule 40 with Cut Groove



Orifice Size		Part Number					
K-Factor	Fractional	2"	2½"	3"	4"	6"	8"
2.8	3/8"	8457ABD28	8462ABD28	8472ABD28	8482ABD28	8492ABD28	8498ABD28
4.2	7/16"	8457ABD42	8462ABD42	8472ABD42	8482ABD42	8492ABD42	8498ABD42
5.6	1/2"	8457ABD56	8462ABD56	8472ABD56	8482ABD56	8492ABD56	8498ABD56
8.0	17/32"	8457ABD80	8462ABD80	8472ABD80	8482ABD80	8492ABD80	8498ABD80
11.2 (ELO)	5/8"	8457ABD11	8462ABD11	8472ABD11	8482ABD11	8492ABD11	8498ABD11
14.0 (ESFR)	3/4"	N/A	8462ABD14	8472ABD14	8482ABD14	8492ABD14	8498ABD14
25.2	-	N/A	N/A	N/A	8482ABD25	8492ABD25	8498ABD25

Orifice Size		DOMESTIC Part Number					
K-Factor	Fractional	2"	2½"	3"	4"	6"	8"
2.8	3/8"	8457ABD28-USA	8462ABD28-USA	8472ABD28-USA	8482ABD28-USA	8492ABD28-USA	8498ABD28-USA
4.2	7/16"	8457ABD42-USA	8462ABD42-USA	8472ABD42-USA	8482ABD42-USA	8492ABD42-USA	8498ABD42-USA
5.6	1/2"	8457ABD56-USA	8462ABD56-USA	8472ABD56-USA	8482ABD56-USA	8492ABD56-USA	8498ABD56-USA
8.0	17/32"	8457ABD80-USA	8462ABD80-USA	8472ABD80-USA	8482ABD80-USA	8492ABD80-USA	8498ABD80-USA
11.2 (ELO)	5/8"	8457ABD11-USA	8462ABD11-USA	8472ABD11-USA	8482ABD11-USA	8492ABD11-USA	8498ABD11-USA
14.0 (ESFR)	3/4"	N/A	8462ABD14-USA	8472ABD14-USA	8482ABD14-USA	8492ABD14-USA	8498ABD14-USA
25.2	-	N/A	N/A	N/A	8482ABD25-USA	8492ABD25-USA	8498ABD25-USA


RISERPACK®

Ultimate Riser Assemblies NFPA 13 with Pressure Relief

Model 8011 with Check Valve and Drain Line

Ultimate riser assemblies feature a steel manifold (2"-8"), butterfly valve or check valve (or both), 4" Model 7500 pressure gauge, 3-way test valve, TEST_{AND}DRAIN Model 2511 with drain line, waterflow alarm switch with retard, and a Model 7000L pressure relief valve (175 PSI) with drain trim; other PSI ratings are available (200, 225, or 300). The Model 7000L can be temporarily closed during hydrostatic testing so it doesn't have to be removed from the system. Refer to page 10 of this booklet or www.agfmfg.com for important information regarding pressure relief valve operating characteristics and how to choose the correct pressure rating for a specific application.

- Schedule 10
- Rolled Grooves
- Check Valve
- 2"-3" uses Model 2511 (Thd x Thd)
- 4"-8" uses Model 2511 (Grv x Grv)
- Flexible Stainless Steel Drain Line
- Includes Pressure Relief Valve with Drain Trim
- Horizontal or Vertical Installation
- Optional Schedule 40 with Cut Groove



Orifice Size		Part Number					
K-Factor	Fractional	2"	2½"	3"	4"	6"	8"
2.8	3/8"	8457ACD28	8462ACD28	8472ACD28	8482ACD28	8492ACD28	8498ACD28
4.2	7/16"	8457ACD42	8462ACD42	8472ACD42	8482ACD42	8492ACD42	8498ACD42
5.6	1/2"	8457ACD56	8462ACD56	8472ACD56	8482ACD56	8492ACD56	8498ACD56
8.0	17/32"	8457ACD80	8462ACD80	8472ACD80	8482ACD80	8492ACD80	8498ACD80
11.2 (ELO)	5/8"	8457ACD11	8462ACD11	8472ACD11	8482ACD11	8492ACD11	8498ACD11
14.0 (ESFR)	3/4"	N/A	8462ACD14	8472ACD14	8482ACD14	8492ACD14	8498ACD14
25.2	-	N/A	N/A	N/A	8482ACD25	8492ACD25	8498ACD25

Orifice Size		DOMESTIC Part Number					
K-Factor	Fractional	2"	2½"	3"	4"	6"	8"
2.8	3/8"	8457ACD28-USA	8462ACD28-USA	8472ACD28-USA	8482ACD28-USA	8492ACD28-USA	8498ACD28-USA
4.2	7/16"	8457ACD42-USA	8462ACD42-USA	8472ACD42-USA	8482ACD42-USA	8492ACD42-USA	8498ACD42-USA
5.6	1/2"	8457ACD56-USA	8462ACD56-USA	8472ACD56-USA	8482ACD56-USA	8492ACD56-USA	8498ACD56-USA
8.0	17/32"	8457ACD80-USA	8462ACD80-USA	8472ACD80-USA	8482ACD80-USA	8492ACD80-USA	8498ACD80-USA
11.2 (ELO)	5/8"	8457ACD11-USA	8462ACD11-USA	8472ACD11-USA	8482ACD11-USA	8492ACD11-USA	8498ACD11-USA
14.0 (ESFR)	3/4"	N/A	8462ACD14-USA	8472ACD14-USA	8482ACD14-USA	8492ACD14-USA	8498ACD14-USA
25.2	-	N/A	N/A	N/A	8482ACD25-USA	8492ACD25-USA	8498ACD25-USA

RISERPACK®

Commercial Riser NFPA 13 with Hose Valve and Pressure Relief

Model 8511/8511Z

Commercial riser Model 8511 features a steel manifold, 4" Model 7500 pressure gauge, 3-way universal gauge valve, TESTANDRAIN valve, Zurn F100G hose connection valve, waterflow alarm switch with retard, and a Model 7000L pressure relief valve (175 PSI) with drain trim; other PSI ratings are available (200, 225, or 300). The Model 7000L can be temporarily closed during hydrostatic testing so it doesn't have to be removed from the system. The Model 8511Z includes a Zurn 5004 Pressure Reducing Valve with control valve and internal check valve. Refer to page 10 of this booklet or www.agfmfg.com for important information regarding pressure relief valve operating characteristics and how to choose the correct pressure rating for a specific application.

Model 8511

- Schedule 10
- Rolled Grooves
- Horizontal Installation
- MNST Hose Test Connection Valve
- TESTANDRAIN Model 2511 (Grv x Grv)
- Includes Pressure Relief Valve with Drain Trim
- Optional Schedule 40 with Cut Groove

Model 8511Z

- 2½" Size
- Schedule 10
- Rolled Grooves
- Horizontal Installation
- Zurn F100G Hose Test Connection Valve
- Zurn 5004 Pressure Reducing Valve
- Control Valve and Internal Check Valve
- TESTANDRAIN Model 2511 (Grv x Grv)
- Includes Pressure Relief Valve with Drain Trim
- Optional Schedule 40 with Cut Groove



Orifice Size		Part Number			
		2"	2½"		3"
K-Factor	Fractional	8511	8511	8511Z	8511
2.8	3/8"	8540A	8560A	8560Z	8570A
4.2	7/16"	8541A	8561A	8561Z	8571A
5.6	1/2"	8542A	8562A	8562Z	8572A
8.0	17/32"	8543A	8563A	8563Z	8573A
11.2 (ELO)	5/8"	8544A	8564A	8564Z	8574A
14.0 (ESFR)	3/4"	N/A	8565	8565Z	8575A

RISERPACK®

Corner Mount Riser Assemblies NFPA 13 with Pressure Relief

Model 8611

Commercial corner mount riser assemblies feature a steel manifold, 4" Model 7500 pressure gauge, 3-way universal gauge valve, TEST_{AND}DRAIN valve, waterflow alarm switch with retard, and a Model 7000L pressure relief valve (175 PSI) with drain trim; other PSI ratings are available (200, 225, or 300). The Model 7000L can be temporarily closed during hydrostatic testing so it doesn't have to be removed from the system. Refer to page 10 of this booklet or www.agfmfg.com for important information regarding pressure relief valve operating characteristics and how to choose the correct pressure rating for a specific application.

Model 8611 Drain Left

- Schedule 10
- Rolled Grooves
- TEST_{AND}DRAIN Model 2511 (Grv x Grv)
- Includes Pressure Relief Valve with Drain
- Horizontal or Vertical Installation

Model 8611 Drain Right

- Schedule 10
- Rolled Grooves
- TEST_{AND}DRAIN Model 1011
- Includes Pressure Relief Valve with Drain
- Horizontal or Vertical Installation
- Optional Schedule 40 with Cut Groove



Orifice Size		Part Number										
K-Factor	Fractional	2"		2½"		3"		4"		6"		8"
		Right	Left	Right	Left	Right	Left	Right	Left	Right	Left	Right
2.8	3/8"	8655A	8655LDG	8660A	8660LDG	8670A	8670LDG	8680A	8680LDG	8690A	8690LDG	8698A28
4.2	7/16"	8656A	8656LDG	8661A	8661LDG	8671A	8671LDG	8681A	8681LDG	8691A	8691LDG	8698A42
5.6	1/2"	8657A	8657LDG	8662A	8662LDG	8672A	8672LDG	8682A	8682LDG	8692A	8692LDG	8698A56
8.0	17/32"	8658A	8658LDG	8663A	8663LDG	8673A	8673LDG	8683A	8683LDG	8693A	8693LDG	8698A80
11.2 (ELO)	5/8"	8659A	8659LDG	8664A	8664LDG	8674A	8674LDG	8684A	8684LDG	8694A	8694LDG	8698A11
14.0 (ESFR)	3/4"	N/A	N/A	8665A	8665LDG	8675A	8675LDG	8685A	8685LDG	8695A	8695LDG	8698A14
25.2	-	N/A	N/A	N/A	N/A	N/A	N/A	8686A	8686LDG	8696A	8696LDG	8698A25

RISERPACK®

Corner Mount Ultimate Riser Assemblies with Pressure Relief

Model 8611 with Butterfly Valve, Check Valve and Drain Line

DRAIN LEFT

Ultimate riser assemblies feature a steel manifold (2"-8"), butterfly valve or check valve (or both), 4" Model 7500 pressure gauge, 3-way test valve, TESTANDRAIN valve with drain line, waterflow alarm switch with retard, and a Model 7000L pressure relief valve (175 PSI) with drain trim; other PSI ratings are available (200, 225, or 300). The Model 7000L can be temporarily closed during hydrostatic testing so it doesn't have to be removed from the system. Refer to page 10 of this booklet or www.agfmfg.com for important information regarding pressure relief valve operating characteristics and how to choose the correct pressure rating for a specific application.

- Drains to the Left
- Schedule 10
- Rolled Grooves
- Butterfly Valve
- Check Valve
- TESTANDRAIN Model 2511 (Grv x Grv)
- Includes Pressure Relief Valve with Drain
- Horizontal or Vertical Installation



DOMESTIC

Orifice Size		Part Number				
K-Factor	Fractional	2"	2½"	3"	4"	6"
2.8	3/8"	8657LBCD28	8662LBCD28	8672LBCD28	8682LBCD28	8692LBCD28
4.2	7/16"	8657LBCD42	8662LBCD42	8672LBCD42	8682LBCD42	8692LBCD42
5.6	1/2"	8657LBCD56	8662LBCD56	8672LBCD56	8682LBCD56	8692LBCD56
8.0	17/32"	8657LBCD80	8662LBCD80	8672LBCD80	8682LBCD80	8692LBCD80
11.2 (ELO)	5/8"	8657LBCD11	8662LBCD11	8672LBCD11	8682LBCD11	8692LBCD11
14.0 (ESFR)	3/4"	N/A	8662LBCD14	8672LBCD14	8682LBCD14	8692LBCD14
25.2	-	N/A	N/A	N/A	8682LBCD25	8692LBCD25

Orifice Size		DOMESTIC Part Number				
K-Factor	Fractional	2"	2½"	3"	4"	6"
2.8	3/8"	8657LBCD28-USA	8662LBCD28-USA	8672LBCD28-USA	8682LBCD28-USA	8692LBCD28-USA
4.2	7/16"	8657LBCD42-USA	8662LBCD42-USA	8672LBCD42-USA	8682LBCD42-USA	8692LBCD42-USA
5.6	1/2"	8657LBCD56-USA	8662LBCD56-USA	8672LBCD56-USA	8682LBCD56-USA	8692LBCD56-USA
8.0	17/32"	8657LBCD80-USA	8662LBCD80-USA	8672LBCD80-USA	8682LBCD80-USA	8692LBCD80-USA
11.2 (ELO)	5/8"	8657LBCD11-USA	8662LBCD11-USA	8672LBCD11-USA	8682LBCD11-USA	8692LBCD11-USA
14.0 (ESFR)	3/4"	N/A	8662LBCD14-USA	8672LBCD14-USA	8682LBCD14-USA	8692LBCD14-USA
25.2	-	N/A	N/A	N/A	8682LBCD25-USA	8692LBCD25-USA

RISERPACK®

Corner Mount Ultimate Riser Assemblies with Pressure Relief

Model 8611 with Butterfly Valve, Check Valve and Drain Line

DRAIN RIGHT

Ultimate riser assemblies feature a steel manifold (2"-8"), butterfly valve or check valve (or both), 4" Model 7500 pressure gauge, 3-way test valve, TEST_{AND}DRAIN valve with drain line, waterflow alarm switch with retard, and a Model 7000L pressure relief valve (175 PSI) with drain trim; other PSI ratings are available (200, 225, or 300). The Model 7000L can be temporarily closed during hydrostatic testing so it doesn't have to be removed from the system. Refer to page 10 of this booklet or www.agfmfg.com for important information regarding pressure relief valve operating characteristics and how to choose the correct pressure rating for a specific application.

- Drains to the Right
- Schedule 10
- Rolled Grooves
- Butterfly Valve
- Check Valve
- TEST_{AND}DRAIN Model 1011
- Includes Pressure Relief Valve with Drain
- Horizontal or Vertical Installation
- Optional Schedule 40 with Cut Groove



Orifice Size		Part Number					
K-Factor	Fractional	2"	2½"	3"	4"	6"	8"
2.8	3/8"	8657ABCD28	8662ABCD28	8672ABCD28	8682ABCD28	8692ABCD28	8698ABCD28
4.2	7/16"	8657ABCD42	8662ABCD42	8672ABCD42	8682ABCD42	8692ABCD42	8698ABCD42
5.6	1/2"	8657ABCD56	8662ABCD56	8672ABCD56	8682ABCD56	8692ABCD56	8698ABCD56
8.0	17/32"	8657ABCD80	8662ABCD80	8672ABCD80	8682ABCD80	8692ABCD80	8698ABCD80
11.2 (ELO)	5/8"	8657ABCD11	8662ABCD11	8672ABCD11	8682ABCD11	8692ABCD11	8698ABCD11
14.0 (ESFR)	3/4"	N/A	8662ABCD14	8672ABCD14	8682ABCD14	8692ABCD14	8698ABCD14
25.2	-	N/A	N/A	N/A	8682ABCD25	8692ABCD25	8698ABCD25

Orifice Size		DOMESTIC Part Number					
K-Factor	Fractional	2"	2½"	3"	4"	6"	8"
2.8	3/8"	8657ABCD28-USA	8662ABCD28-USA	8672ABCD28-USA	8682ABCD28-USA	8692ABCD28-USA	8698ABCD28-USA
4.2	7/16"	8657ABCD42-USA	8662ABCD42-USA	8672ABCD42-USA	8682ABCD42-USA	8692ABCD42-USA	8698ABCD42-USA
5.6	1/2"	8657ABCD56-USA	8662ABCD56-USA	8672ABCD56-USA	8682ABCD56-USA	8692ABCD56-USA	8698ABCD56-USA
8.0	17/32"	8657ABCD80-USA	8662ABCD80-USA	8672ABCD80-USA	8682ABCD80-USA	8692ABCD80-USA	8698ABCD80-USA
11.2 (ELO)	5/8"	8657ABCD11-USA	8662ABCD11-USA	8672ABCD11-USA	8682ABCD11-USA	8692ABCD11-USA	8698ABCD11-USA
14.0 (ESFR)	3/4"	N/A	8662ABCD14-USA	8672ABCD14-USA	8682ABCD14-USA	8692ABCD14-USA	8698ABCD14-USA
25.2	-	N/A	N/A	N/A	8682ABCD25-USA	8692ABCD25-USA	8698ABCD25-USA

RISERPACK®


Corner Mount Ultimate Riser Assemblies with Pressure Relief

Model 8611 with Butterfly Valve and Drain Line

DRAIN LEFT

Ultimate riser assemblies feature a steel manifold (2"-8"), butterfly valve or check valve (or both), 4" Model 7500 pressure gauge, 3-way test valve, TEST_{AND}DRAIN valve with drain line, waterflow alarm switch with retard, and a Model 7000L pressure relief valve (175 PSI) with drain trim; other PSI ratings are available (200, 225, or 300). The Model 7000L can be temporarily closed during hydrostatic testing so it doesn't have to be removed from the system. Refer to page 10 of this booklet or www.agfmfg.com for important information regarding pressure relief valve operating characteristics and how to choose the correct pressure rating for a specific application.

- Drains to the Left
- Schedule 10
- Rolled Grooves
- Butterfly Valve
- TEST_{AND}DRAIN Model 2511 (Grv x Grv)
- Includes Pressure Relief Valve with Drain
- Horizontal or Vertical Installation



DOMESTIC

Orifice Size		Part Number				
K-Factor	Fractional	2"	2½"	3"	4"	6"
2.8	3/8"	8657LBD28	8662LBD28	8672LBD28	8682LBD28	8692LBD28
4.2	7/16"	8657LBD42	8662LBD42	8672LBD42	8682LBD42	8692LBD42
5.6	1/2"	8657LBD56	8662LBD56	8672LBD56	8682LBD56	8692LBD56
8.0	17/32"	8657LBD80	8662LBD80	8672LBD80	8682LBD80	8692LBD80
11.2 (ELO)	5/8"	8657LBD11	8662LBD11	8672LBD11	8682LBD11	8692LBD11
14.0 (ESFR)	3/4"	N/A	8662LBD14	8672LBD14	8682LBD14	8692LBD14
25.2	-	N/A	N/A	N/A	8682LBD25	8692LBD25

Orifice Size		DOMESTIC Part Number				
K-Factor	Fractional	2"	2½"	3"	4"	6"
2.8	3/8"	8657LBD28-USA	8662LBD28-USA	8672LBD28-USA	8682LBD28-USA	8692LBD28-USA
4.2	7/16"	8657LBD42-USA	8662LBD42-USA	8672LBD42-USA	8682LBD42-USA	8692LBD42-USA
5.6	1/2"	8657LBD56-USA	8662LBD56-USA	8672LBD56-USA	8682LBD56-USA	8692LBD56-USA
8.0	17/32"	8657LBD80-USA	8662LBD80-USA	8672LBD80-USA	8682LBD80-USA	8692LBD80-USA
11.2 (ELO)	5/8"	8657LBD11-USA	8662LBD11-USA	8672LBD11-USA	8682LBD11-USA	8692LBD11-USA
14.0 (ESFR)	3/4"	N/A	8662LBD14-USA	8672LBD14-USA	8682LBD14-USA	8692LBD14-USA
25.2	-	N/A	N/A	N/A	8682LBD25-USA	8692LBD25-USA

RISERPACK®

Corner Mount Ultimate Riser Assemblies with Pressure Relief

Model 8611 with Butterfly Valve and Drain Line

DRAIN RIGHT

Ultimate riser assemblies feature a steel manifold (2"-8"), butterfly valve or check valve (or both), 4" Model 7500 pressure gauge, 3-way test valve, TEST_{AND}DRAIN valve with drain line, waterflow alarm switch with retard, and a Model 7000L pressure relief valve (175 PSI) with drain trim; other PSI ratings are available (200, 225, or 300). The Model 7000L can be temporarily closed during hydrostatic testing so it doesn't have to be removed from the system. Refer to page 10 of this booklet or www.agfmfg.com for important information regarding pressure relief valve operating characteristics and how to choose the correct pressure rating for a specific application.

- Drains to the Right
- Schedule 10
- Rolled Grooves
- Butterfly Valve
- TEST_{AND}DRAIN Model 1011
- Includes Pressure Relief Valve with Drain
- Horizontal or Vertical Installation
- Optional Schedule 40 with Cut Groove



DOMESTIC

Orifice Size		Part Number					
K-Factor	Fractional	2"	2½"	3"	4"	6"	8"
2.8	3/8"	8657ABD28	8662ABD28	8672ABD28	8682ABD28	8692ABD28	8698ABD28
4.2	7/16"	8657ABD42	8662ABD42	8672ABD42	8682ABD42	8692ABD42	8698ABD42
5.6	1/2"	8657ABD56	8662ABD56	8672ABD56	8682ABD56	8692ABD56	8698ABD56
8.0	17/32"	8657ABD80	8662ABD80	8672ABD80	8682ABD80	8692ABD80	8698ABD80
11.2 (ELO)	5/8"	8657ABD11	8662ABD11	8672ABD11	8682ABD11	8692ABD11	8698ABD11
14.0 (ESFR)	3/4"	N/A	8662ABD14	8672ABD14	8682ABD14	8692ABD14	8698ABD14
25.2	-	N/A	N/A	N/A	8682ABD25	8692ABD25	8698ABD25

Orifice Size		DOMESTIC Part Number					
K-Factor	Fractional	2"	2½"	3"	4"	6"	8"
2.8	3/8"	8657ABD28-USA	8662ABD28-USA	8672ABD28-USA	8682ABD28-USA	8692ABD28-USA	8698ABD28-USA
4.2	7/16"	8657ABD42-USA	8662ABD42-USA	8672ABD42-USA	8682ABD42-USA	8692ABD42-USA	8698ABD42-USA
5.6	1/2"	8657ABD56-USA	8662ABD56-USA	8672ABD56-USA	8682ABD56-USA	8692ABD56-USA	8698ABD56-USA
8.0	17/32"	8657ABD80-USA	8662ABD80-USA	8672ABD80-USA	8682ABD80-USA	8692ABD80-USA	8698ABD80-USA
11.2 (ELO)	5/8"	8657ABD11-USA	8662ABD11-USA	8672ABD11-USA	8682ABD11-USA	8692ABD11-USA	8698ABD11-USA
14.0 (ESFR)	3/4"	N/A	8662ABD14-USA	8672ABD14-USA	8682ABD14-USA	8692ABD14-USA	8698ABD14-USA
25.2	-	N/A	N/A	N/A	8682ABD25-USA	8692ABD25-USA	8698ABD25-USA

RISERPACK®

Corner Mount Ultimate Riser Assemblies with Pressure Relief

Model 8611 with Check Valve and Drain Line

DRAIN LEFT

Ultimate riser assemblies feature a steel manifold (2"-8"), butterfly valve or check valve (or both), 4" Model 7500 pressure gauge, 3-way test valve, TEST_{AND}DRAIN valve with drain line, waterflow alarm switch with retard, and a Model 7000L pressure relief valve (175 PSI) with drain trim; other PSI ratings are available (200, 225, or 300). The Model 7000L can be temporarily closed during hydrostatic testing so it doesn't have to be removed from the system. Refer to page 10 of this booklet or www.agfmfg.com for important information regarding pressure relief valve operating characteristics and how to choose the correct pressure rating for a specific application.

- Drains to the Left
- Schedule 10
- Rolled Grooves
- Check Valve
- TEST_{AND}DRAIN Model 2511 (Grv x Grv)
- Includes Pressure Relief Valve with Drain
- Horizontal or Vertical Installation



Orifice Size		Part Number				
K-Factor	Fractional	2"	2½"	3"	4"	6"
2.8	3/8"	8657LCD28	8662LCD28	8672LCD28	8682LCD28	8692LCD28
4.2	7/16"	8657LCD42	8662LCD42	8672LCD42	8682LCD42	8692LCD42
5.6	1/2"	8657LCD56	8662LCD56	8672LCD56	8682LCD56	8692LCD56
8.0	17/32"	8657LCD80	8662LCD80	8672LCD80	8682LCD80	8692LCD80
11.2 (ELO)	5/8"	8657LCD11	8662LCD11	8672LCD11	8682LCD11	8692LCD11
14.0 (ESFR)	3/4"	N/A	8662LCD14	8672LCD14	8682LCD14	8692LCD14
25.2	-	N/A	N/A	N/A	8682LCD25	8692LCD25

Orifice Size		DOMESTIC Part Number				
K-Factor	Fractional	2"	2½"	3"	4"	6"
2.8	3/8"	8657LCD28-USA	8662LCD28-USA	8672LCD28-USA	8682LCD28-USA	8692LCD28-USA
4.2	7/16"	8657LCD42-USA	8662LCD42-USA	8672LCD42-USA	8682LCD42-USA	8692LCD42-USA
5.6	1/2"	8657LCD56-USA	8662LCD56-USA	8672LCD56-USA	8682LCD56-USA	8692LCD56-USA
8.0	17/32"	8657LCD80-USA	8662LCD80-USA	8672LCD80-USA	8682LCD80-USA	8692LCD80-USA
11.2 (ELO)	5/8"	8657LCD11-USA	8662LCD11-USA	8672LCD11-USA	8682LCD11-USA	8692LCD11-USA
14.0 (ESFR)	3/4"	N/A	8662LCD14-USA	8672LCD14-USA	8682LCD14-USA	8692LCD14-USA
25.2	-	N/A	N/A	N/A	8682LCD25-USA	8692LCD25-USA

RISERPACK®

Corner Mount Ultimate Riser Assemblies with Pressure Relief

Model 8611 with Check Valve and Drain Line

DRAIN RIGHT

Ultimate riser assemblies feature a steel manifold (2"-8"), butterfly valve or check valve (or both), 4" Model 7500 pressure gauge, 3-way test valve, TEST_{AND}DRAIN valve with drain line, waterflow alarm switch with retard, and a Model 7000L pressure relief valve (175 PSI) with drain trim; other PSI ratings are available (200, 225, or 300). The Model 7000L can be temporarily closed during hydrostatic testing so it doesn't have to be removed from the system. Refer to page 10 of this booklet or www.agfmfg.com for important information regarding pressure relief valve operating characteristics and how to choose the correct pressure rating for a specific application.

- Drains to the Right
- Schedule 10
- Rolled Grooves
- Check Valve
- TEST_{AND}DRAIN Model 1011
- Includes Pressure Relief Valve with Drain
- Horizontal or Vertical Installation
- Optional Schedule 40 with Cut Groove



Orifice Size		Part Number					
K-Factor	Fractional	2"	2½"	3"	4"	6"	8"
2.8	3/8"	8657ACD28	8662ACD28	8672ACD28	8682ACD28	8692ACD28	8698ACD28
4.2	7/16"	8657ACD42	8662ACD42	8672ACD42	8682ACD42	8692ACD42	8698ACD42
5.6	1/2"	8657ACD56	8662ACD56	8672ACD56	8682ACD56	8692ACD56	8698ACD56
8.0	17/32"	8657ACD80	8662ACD80	8672ACD80	8682ACD80	8692ACD80	8698ACD80
11.2 (ELO)	5/8"	8657ACD11	8662ACD11	8672ACD11	8682ACD11	8692ACD11	8698ACD11
14.0 (ESFR)	3/4"	N/A	8662ACD14	8672ACD14	8682ACD14	8692ACD14	8698ACD14
25.2	-	N/A	N/A	N/A	8682ACD25	8692ACD25	8698ACD25

Orifice Size		DOMESTIC Part Number					
K-Factor	Fractional	2"	2½"	3"	4"	6"	8"
2.8	3/8"	8657ACD28-USA	8662ACD28-USA	8672ACD28-USA	8682ACD28-USA	8692ACD28-USA	8698ACD28-USA
4.2	7/16"	8657ACD42-USA	8662ACD42-USA	8672ACD42-USA	8682ACD42-USA	8692ACD42-USA	8698ACD42-USA
5.6	1/2"	8657ACD56-USA	8662ACD56-USA	8672ACD56-USA	8682ACD56-USA	8692ACD56-USA	8698ACD56-USA
8.0	17/32"	8657ACD80-USA	8662ACD80-USA	8672ACD80-USA	8682ACD80-USA	8692ACD80-USA	8698ACD80-USA
11.2 (ELO)	5/8"	8657ACD11-USA	8662ACD11-USA	8672ACD11-USA	8682ACD11-USA	8692ACD11-USA	8698ACD11-USA
14.0 (ESFR)	3/4"	N/A	8662ACD14-USA	8672ACD14-USA	8682ACD14-USA	8692ACD14-USA	8698ACD14-USA
25.2	-	N/A	N/A	N/A	8682ACD25-USA	8692ACD25-USA	8698ACD25-USA

RISERPACK®

Riser Assemblies for Low-Rise Residential Occupancies 13R

Model 8000/8011

Low-rise residential riser assemblies feature a cast bronze manifold, 4" Model 7500 pressure gauge, INSPECTORSTEST valve, and a waterflow alarm switch with retard. Assemblies ordered with a pressure relief include a Model 7000L relief valve (175 PSI) with drain trim; other PSI ratings are available (200, 225, or 300). The Model 7000L can be temporarily closed during hydrostatic testing so it doesn't have to be removed from the system.

NOTE: NFPA 13 Standard (2010 or more recent) requires a pressure relief valve on all wet pipe fire sprinkler systems; some NFPA 13R systems also require pressure relief valves, consult your local AHJ for specific code requirements. Refer to page 10 of this booklet or www.agfmfg.com for important information regarding pressure relief valve operating characteristics and how to choose the correct pressure rating for a specific application.

Model 8000 13R


- INSPECTORSTEST Model 3011BV
- Horizontal or Vertical Installation



Orifice Size		Part Number					
K-Factor	Fractional	1¼"		1½"		2"	
		Thread	Thread	Groove	Thread	Thd x Grv	Groove
2.8	3/8"	8110R	8120R	8130R	8140R	8145R	8150R
4.2	7/16"	8111R	8121R	8131R	8141R	8146R	8151R
5.6	1/2"	8112R	8122R	8132R	8142R	8147R	8152R

Model 8011 13R

- Includes Pressure Relief Valve with Drain Trim
- INSPECTORSTEST Model 3011A
- Horizontal or Vertical Installation



Orifice Size		Residential 8011 13R Part Numbers					
K-Factor	Fractional	1¼"		1½"		2"	
		Thread	Thread	Groove	Thread	Thd x Grv	Groove
2.8	3/8"	8210R	8220R	8230R	8240R	8245R	8250R
4.2	7/16"	8211R	8221R	8231R	8241R	8246R	8251R
5.6	1/2"	8212R	8222R	8232R	8242R	8247R	8252R

RISERPACK®

1" Riser Assemblies for Single Family Dwellings 13D

Model 8000/8011

1" Riser assemblies feature a cast bronze manifold, 4" Model 7500 pressure gauge, 3/4" Drain Valve with Orifice, and a waterflow alarm switch with retard.



Model 8000 13D

- Horizontal or Vertical Installation



Model 8011 13D

- Includes Pressure Relief Valve
- Horizontal or Vertical Installation

Part Number		
Orifice Size		1"
K-Factor	Fractional	Thread
2.8	3/8"	8100D
4.2	7/16"	8101D
5.6	1/2"	8102D

Part Number		
Orifice Size		1"
K-Factor	Fractional	Thread
2.8	3/8"	8200D
4.2	7/16"	8201D
5.6	1/2"	8202D

Inline Check Valve



8051

Mounting Bracket

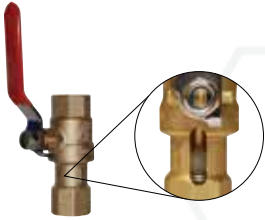


8025

PURGENVENT™

Air Venting Valves

NOTE: NFPA 13 (2016 & 2019) standard requires the addition of an air vent on every wet pipe fire sprinkler system that utilizes metallic pipe. Air vents release excess air from the system to help mitigate internal pipe corrosion.



Model 7910 MAV

Manual air venting valve.

- Manual Operation
- Smallest Air Vent on the Market

7910MAV

Model 7900 AAV

Automatic air venting valve with one-piece isolation valve, strainer, and purge valve with hose thread. Designed to allow the rapid purging of air from the pipes as the systems is being filled and act as a vacuum break when draining the system. The 7000V cone shaped air vent automatically releases air when the system is in operation.



- Automatic Operation
- Includes Isolation Valve and Strainer
- Includes Purge Valve with Hose Connection

7900AAV

Model 7930 ECA

Automatic air venting valve with nipple and end cap for easy, end-of-branch-line installation.



- Automatic Operation
- Includes Isolation Valve and Strainer
- Includes Purge Valve with Hose Connection
- Includes End Cap for Easy Installation

2"	2½"	3"	4"	6"	8"
7930ECA-20	7930ECA-25	7930ECA-30	7930ECA-40	7930ECA-60	7930ECA-80



Model 7940 BLE

Inline, automatic air venting valve with branch line extension and couplings for easy, end-of-branch-line installation.

- Automatic Operation
- Includes Branch Line Extension and Couplings
- Includes Isolation Valve and Strainer
- Includes Purge Valve with Hose Connection

2"	2½"	3"	4"	6"	8"
7940BLE-20	7940BLE-25	7940BLE-30	7940BLE-40	7940BLE-60	7940BLE-80



Model 7950 ILV

Inline, automatic air venting valve designed to be installed after the floor control assembly to accommodate systems where the high point is located at the beginning of the system or is not easily accessible.

- Automatic Operation
- Includes Separation Chamber with Air Scoop
- Includes Isolation Valve and Strainer
- Includes Purge Valve with Hose Connection

2"	2½"	3"	4"	6"	8"
7950ILV-20	7950ILV-25	7950ILV-30	7950ILV-40	7950ILV-60	7950ILV-80

Validator

The PURGENVENT Validator air vent valve test kit is designed to test the Model 7900AAV for validation of proper operation.

- Audible or Visual Indicators



7905VTK

CORRinSITE™

Corrosion Monitors

Model 7700



The Model 7700 is an inline corrosion monitor. They are available with schedule 10 or schedule 40 powder coat black or galvanized steel piping, and are ideal for new systems or retrofitting onto existing systems. Schedule 10 models feature rolled grooves and schedule 40 models feature cut grooves.

- Schedule 10 or Schedule 40
- Powder Coat or Galvanized Pipe Options
- No Coupons Necessary

POWDER COAT					
Schedule 10					
2"	2½"	3"	4"	6"	8"
7720P-10	7725P-10	7730P-10	7740P-10	7760P-10	7780P-10
Schedule 40					
2"	2½"	3"	4"	6"	8"
7720P-40	7725P-40	7730P-40	7740P-40	7760P-40	7780P-40

GALVANIZED					
Schedule 10					
2"	2½"	3"	4"	6"	8"
7720G-10	7725G-10	7730G-10	7740G-10	7760G-10	7780G-10
Schedule 40					
2"	2½"	3"	4"	6"	8"
7720G-40	7725G-40	7730G-40	7740G-40	7760G-40	7780G-40

Corrosion monitors provide an inexpensive method of detecting inner pipe corrosion in wet and dry fire sprinkler systems. CORRinSITE Corrosion Monitors are designed to monitor actual wall loss under normal operating conditions because they install directly into the system's pipe and not onto an isolated loop.

Model 7800



The Model 7800 is a corrosion monitor with a mechanical tee. They are available with a powder coat black or galvanized steel mechanical tee, and are ideal for new systems or retrofitting onto existing systems.

- Powder Coat or Galvanized Tee Options
- No Coupons Necessary

POWDER COAT					
2"	2½"	3"	4"	6"	8"
7820MTP	7825MTP	7830MTP	7840MTP	7860MTP	7880MTP

GALVANIZED					
2"	2½"	3"	4"	6"	8"
7820MTG	7825MTG	7830MTG	7840MTG	7860MTG	7880MTG



Replacement Plug - 770

Custom Faceplate

The faceplate for the Model 7700 and 7800 can be customized with your company's logo for increased brand visibility.

EMAIL FOR PRICING & AVAILABILITY



Custom Faceplate Option

Moisture Collectors

Moisture collectors trap the atomized mist that may be released from PURGEVENT valves while venting air. When the collection assembly senses water the audible collector sounds an alarm and the visual collector raises its indicator to notify that the collection assembly needs to be drained.

- 7920AI Audible Moisture Collector
- 7925VI Visual Moisture Collector



7920AI



7925VI

Water Collectors	
7920AI	7925VI

AGFConnect

IoT Remote System Monitoring

AGFConnect gives you the ability to monitor system components that routinely need maintenance or notify you when they are not in working order and have malfunctioned. By monitoring system components AGFConnect allows you to manage your fire sprinkler system more efficiently from anywhere, saving money and resources.

Gateways

No PC is required for operation, you only need a AC power source (60 hour back up battery) and the AGFConnect portal to monitor your fire sprinkler system's components using AGF's industry-leading wireless IoT devices. The AGFConnect online portal requires registration and the outdoor gateway requires a cellular plan.

Indoor

The AGFConnect IoT Indoor Gateway features a powerful wireless transceiver with up to 1 Watt transmission strength, an amplified receiver, and a standard ethernet port. The AGFConnect Indoor IoT Gateway can send and receive data communications with AGFConnect sensors at 2,000+ (360°) feet through 18+ walls in commercial building environments.

6000-IG (Indoor)



Outdoor

The AGFConnect IoT Outdoor Gateway features a waterproof NEMA 4 enclosure, powerful wireless transceiver with up to 1 Watt transmission strength, an amplified receiver, and 4G LTE CAT-M1/NB2 wireless cellular technology to back haul sensor data (cellular plan is required with outdoor model). The AGFConnect Outdoor IoT Gateway can send and receive data communications with AGFConnect sensors at 2,000+ (360°) feet through 18+ walls in commercial building environments.

6000-OG (Outdoor)

*Outdoor Gateway Requires Plan



Sensors

Dry Contact

The dry contact sensor can be configured to detect both open and closed loops and alert if contact is made or broken, and on state changes. Alerts are also configurable for detecting if a sensor has a connectivity issue. Sensors have an expected battery life of up to 10+ years, are NEMA 4 rated, and have a temperature range of -40° F -165° F



6000-S01

*Annual Subscriptions Apply

AGFConnect

Site Survey Tester

The AGFConnect Site Survey Tester allows you to optimize the range between the gateway and the sensors before you install them. By performing a signal reliability test you see the precise reliability percentages shown on its LCD along with an indication of Pass, Poor, or Fail.



6100-SST

COLLECT AND DRAIN®

Auxiliary Drains

Auxiliary drains (low-point drains, drum drips, condensation collection assemblies) are required for each section of trapped pipe in dry and pre-action fire sprinkler systems.



FLOODELIMINATOR

The Model 5900FE allows condensate to collect normally, but if confronted with a pressurized flow of water from a tripped dry valve due to a broken or vandalized auxiliary drain, the **FLOODELIMINATOR** will cut off the flow of water, eliminating flooding and the damage it causes. The Model 5900FE automatically resets upon restoration of the fire sprinkler system.

5900FE



Water Detector

The Model 5100ALBV detects water in the auxiliary drain and alerts you when maintenance is needed to prevent freezing. The 5100ALBV can be wired to a fire panel or BMS for remote notification and is powered by a 9V battery, 12-24 VDC, or optional 110V plug (5100AL-110V, Price: \$75.00).

5100ALBV



Auxiliary Drain Ball Valve

Replacement ball valve for an auxiliary drain. Easily retrofit onto existing drains.

- Cast Bronze Valve Body
- 1" MPT x FPT
- Includes Drain Plug

5506

DOMESTIC



Auxiliary Drains

Fully assembled auxiliary drains available with galvanized or black steel piping components.

- Galvanized or Black Steel
- 5300ALBV & 5300ALBV-B Models Include a Water Detector
- 5300A-FE & 5300B-FE Models Include a **FLOODELIMINATOR**
- 5300A & 5300B Case Quantity: 2 • 5300A-12 & 5300B-12 Bulk Pack Case Quantity: 12
- Locking Kit Available



5300A 5300B 5300ALBV 5300AUSA 5300BUSA

		Bulk Packs	
5300A*	5300B*	5300A-12**	5300B-12**
5300AUSA	5300BUSA	Optional Locking Kit - 873	
5300A-FE	5300B-FE		
5300ALBV	5300ALBV-B		

*Case quantity 2 • **Case quantity 12



5200A 5200B 5100A 5100B

Auxiliary Drains with Anti-Trip Plate

Auxiliary drains featuring an anti-trip plate to guarantee proper NFPA 13 draining provisions, and help deter improper maintenance or vandalism.


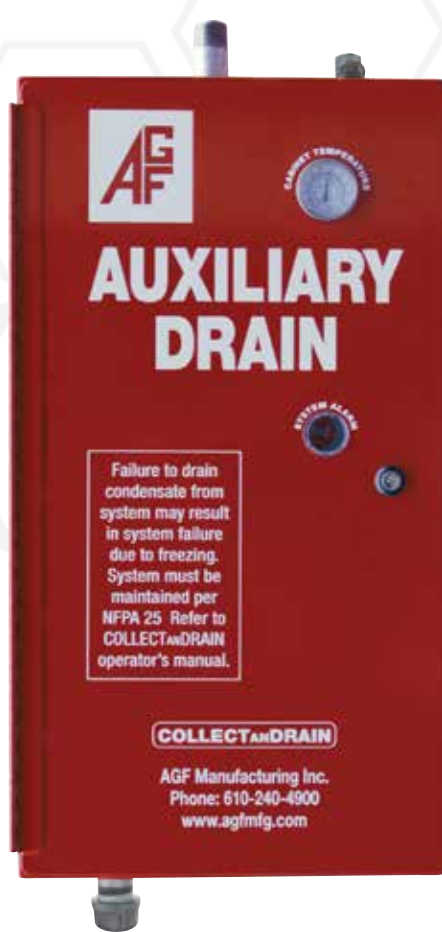
- Anti-Trip Plate
- 5100A & 5200A Feature Galvanized Piping Components
- 5100B & 5200B Feature Black Steel Piping Components
- 5100A & 5100B Models Include a Water Detector
- Locking Kit Available

5200A	5200B	5100A	5100B
Optional Locking Kit - 871			

COLLECT_{AND}DRAIN[®]


Auxiliary Drain with Freeze Protection

Model 5400



The Model 5400 features a temperature controlled cabinet that allows the auxiliary drain to collect water in cold temperatures while protecting it from freezing and breaking and includes a float switch to notify when the drain needs attention.

- Heated Cabinet with Lock
- Exterior Temperature Gauge
- Float Switch for Local or Remote Notification
- 5400A Features Galvanized Piping Components
- 5400B Features Black Steel Piping Components
- 5400H Features a H.O.T. Monitor (Heater Operation Trouble Monitor)
- 5680A All-Weather Exterior Cover (Sold Separately)
- 5690A Backplate Mounting Kit (Sold Separately)




 **BABAA Compliant Model Available by Special Order**

			Exterior Cover	Mounting Kit
5400A	5400B	5400H	5680A	5690A

COLLECT_{AND}DRAIN[®]

Self-Maintaining Auxiliary Drain with Drain Trap


Model 5450



The Model 5450 features a temperature controlled cabinet that allows the auxiliary drain to collect water in cold temperatures while protecting it from freezing and breaking. It includes an overflow to divert water from the collection assembly and a drain trap that automatically sheds the excess water when it reaches capacity.

- Heated Cabinet with Lock
- Exterior Temperature Gauge
- Overflow and Drain Trap for Self-Maintenance
- 5450A Features Galvanized Piping Components
- 5450B Features Black Steel Piping Components
- 5450H Features a H.O.T. Monitor (Heater Operation Trouble Monitor)
- 5680A All-Weather Exterior Cover (Sold Separately)
- 5690A Backplate Mounting Kit (Sold Separately)




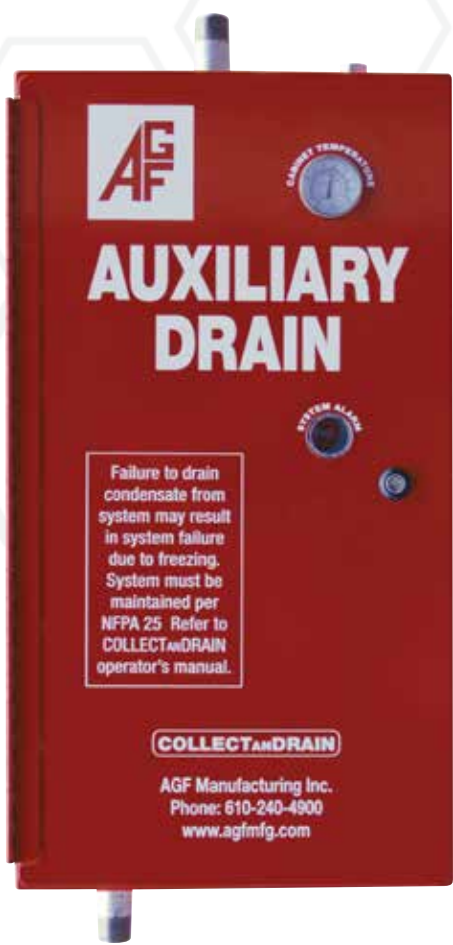
 BABAA Compliant Model Available by Special Order

			Exterior Cover	Mounting Kit
5450A	5450B	5450H	5680A	5690A

COLLECT_{AND}DRAIN[®]

Automated Auxiliary Drain with Motorized Valves

Model 5500



The Model 5500 features a temperature controlled cabinet that allows the auxiliary drain to collect water in cold temperatures while protecting it from freezing and breaking. It includes a PLC (programmable logic control) and motorized supply and drain valves that open and close according to NFPA 13 standards, allowing fully automatic maintenance.

- Heated Cabinet with Lock
- Exterior Temperature Gauge
- Motorized Valves for Automatic Maintenance
- 5500A Features Galvanized Piping Components
- 5500B Features Black Steel Piping Components
- 5680A All-Weather Exterior Cover (Sold Separately)
- 5690A Backplate Mounting Kit (Sold Separately)



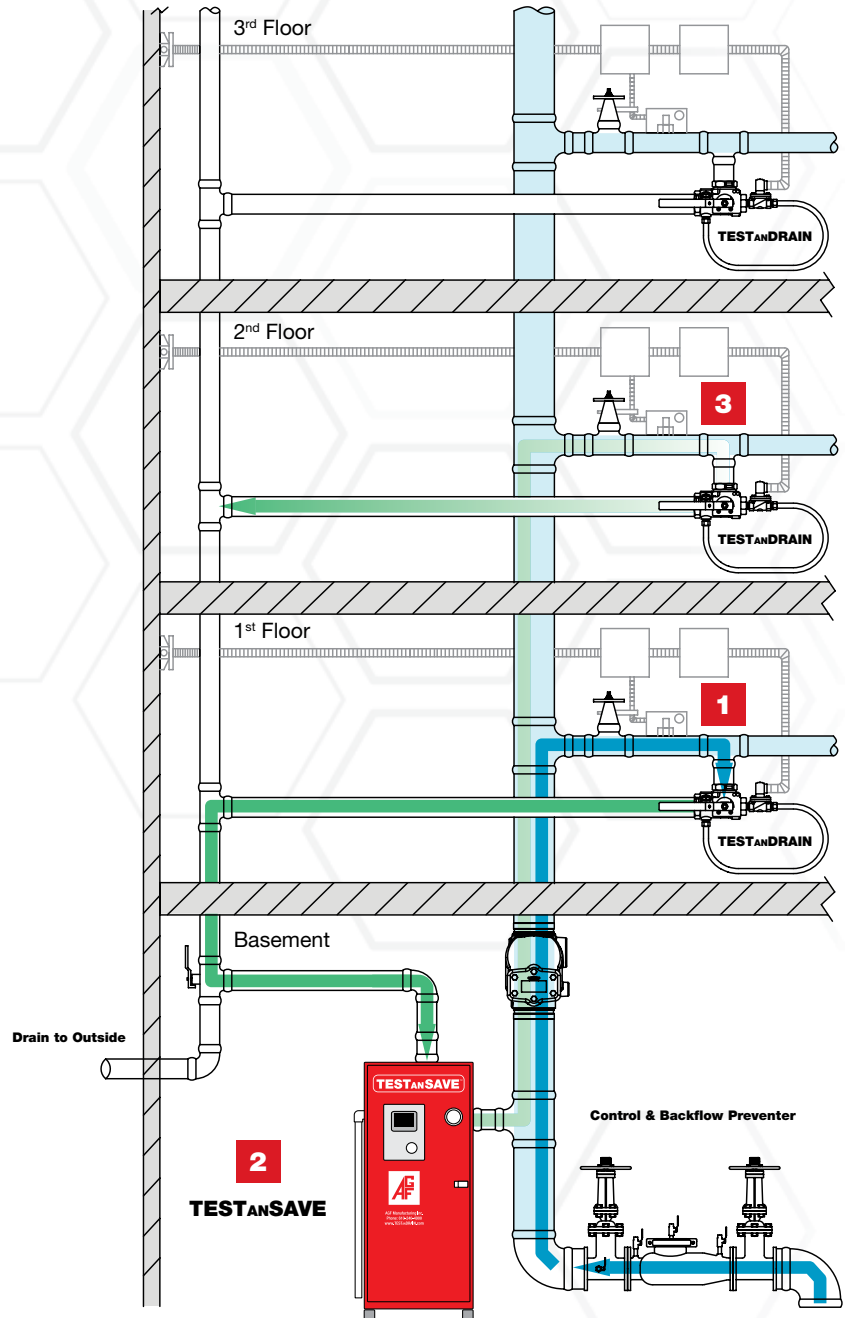
 **BABAA Compliant Model Available by Special Order**

		Exterior Cover	Mounting Kit
5500A	5500B	5680A	5690A

TEST_{AN}SAVE™

Water Conservation System

TEST_{AN}SAVE is the only environmentally conscious way to test a fire sprinkler system. Instead of introducing new water into the system during every test, the TEST_{AN}SAVE water conservation system stores the test water and reuses it. Storing the test water saves thousands of gallons during each system test and positively impacts MIC control because it does not expose the system to new and unknown elements found in gray water. When installed in a new or existing system, TEST_{AN}SAVE guarantees that the sprinkler system is tested according to NFPA 13 while eliminating the release of thousands of gallons of water every test cycle.



HOW IT WORKS

1. Water is brought in to perform the inspector's test on the first floor.
2. Instead of the test water being drained to the outside after the first floor, it is directed to the TEST_{AN}SAVE.
3. The water is now stored in the TEST_{AN}SAVE and recirculated to perform the inspector's test on all of the additional floors. After all inspector's tests are finished, the test water is then stored in the TEST_{AN}SAVE for future use.

EMAIL FOR PRICING & AVAILABILITY



AGF Manufacturing
100 Quaker Lane • Malvern, PA 19355

610-240-4900
orders@agfmfg.com

www.agfmfg.com